



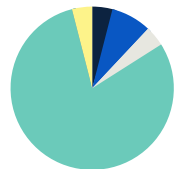
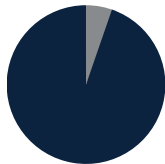








# Diversity, Equity and Inclusion Data

June 2023

THE  
FORE

## Charities supported by The Fore in 2022

Leadership	The Fore	Sector average
Women	 68%	 63%
Black, Asian or minoritised ethnicity	 24%	 5%
LGBTQIA+	 12%	 3.2%
Disabled	 28%	 16%
Paid fees for school education	 8%	 15%

874 applicants and 25 grantees submitted data, across all Fore funding rounds in 2022 in line with the 360 Giving DEI Data Standard.

We ask a member of the Senior Leadership team at each organisation to fill out the DEI survey, preferably the Director or CEO. The response rate for grantees was 68%.

Sources:  
[Racial Diversity in The Charity Sector](#)